

Main measures and weights in cargo transportation:

Road Transportation

- 1 cbm = 333 kg
- 1 LDM (loading metre) = 1850 kg
- 1 EUR PLL = 740 kg
- 1 EUR PLL = 0,4 LDM (loading metre)
- 1 FIN PLL = 1000 kg
- 1 FIN PLL = 0,5 LDM (loading metre)

Air Transportation

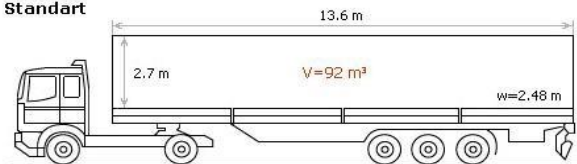
- 1 cbm = 167 kg

Sea Transportation(LCL)

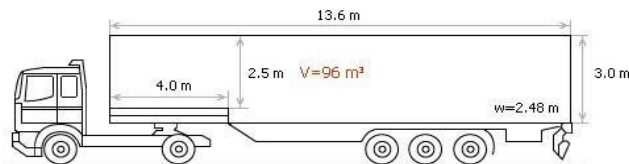
- 1 cbm = 1000 kg

Trailer Types	Internal measurements, meters				External measurements, meters	
	Length	Width	Height	Volume, cbm	Length	Width
Curtain sider, 13.2m, standard height	13,2	2.42-2.45	2,49	79.54-80.53	13,62	2,53
Curtain sider, 13.6m, standard height	13,6	2,47	2,49	83,64	13,25	2,5
reefer, 13.0m	13	2,45	2,49	79,307	13,2	2,6
reefer, 13.2m	13,2	2,45	2,49	80,527	13,4	2,6
reefer, 13.37m	13,37	2,45	2,49	81,564	13,6	2,6

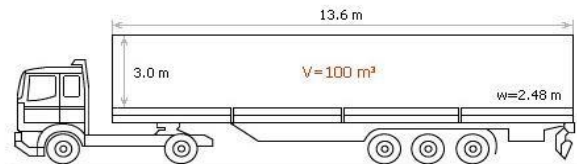
Standart



Jumbo



Mega



6 axle articulated draw bar trailer

